



ASSAD

BATTERIES



FICHE TECHNIQUE

GAMME		TYPE	C20 (AH)	PD / EN (A)	Dimensions (Lxbxh)	Fixation	Schéma
TURBO	▶ TURBO VL	L0 D	40	380	175x175x190	B3	0
		L1BD	45	380	207x175x172	B3	0
		L1 D	45	380	207x175x190	B3	0
		L2BD	57	500	242x175x175	B3	0
		L2 D	57	500	242x175x190	B3	0
		L3BD	70	620	276x175x175	B3	0
		L3D	70	620	276x175x190	B3	0
		L5D	95	800	352x175x190	B3	0
		D23	60	540	232x173x225	B0	0
		NS40/L	40	330	187x(127/140)x225	B0/B3	0
		NS60	45	400	238x129x225	B0	0
TURBO	▶ TURBO PRO	L2HD	55	380	242x175x190	B3	0
		L3HD	65	460	277x175x190	B3	0
		M10PG/D	65	510	259x172x221	B0	1/0
		D90G/D	90	680	305x172x220	B0	1/0
TURBO	▶ TURBO TRUCK	M12CPG/D	112	750	345x172x237	B0	1/0
		M14P	140	820	513x190x215	B0	3
		M15P	150	920	513x223x215	B0	3
		M15P170	170	1050	513x223x215	B0	3
		M16P	200	1100	518x273x236	B0	3
SUPER TURBO	▶ SUPER TURBO VL	M16P4B	200	1100	518x273x236	B0	3
		MF1 D/G	50	480	207x175x190	B3	0/1
		MF2 D/G	62	560	242x175x190	B3	0/1
		MF3 D/G	74	660	276x175x190	B3	0/1
		MF4	82	740	315x175x190	B3	0
		MF5	100	840	352x175x190	B3	0
		MF10 G/D	72	620	259x172x221	B0	1/0
MF11 G/D	100	760	305x172x220	B0	1/0		

Batteries

ASSAD



بطاريات

أسد

كي ترجع بطاريك تحمي محيطك !

www.atassad.com



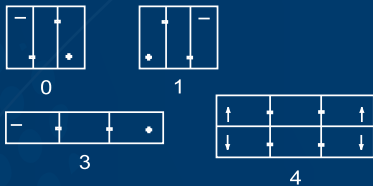
CONTACTEZ NOUS
55 410 000



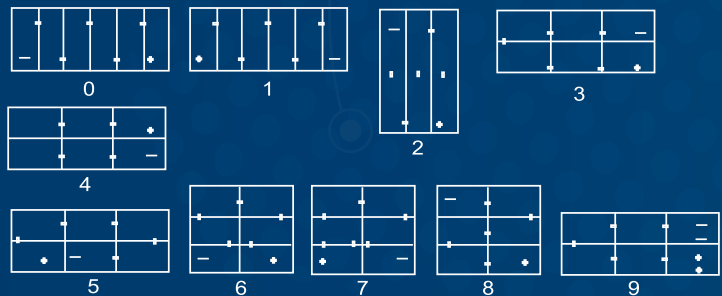
FICHE TECHNIQUE

SCHEMA

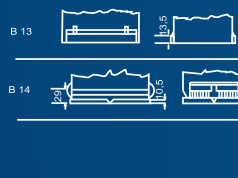
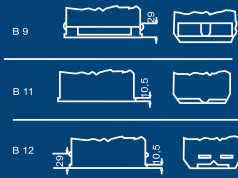
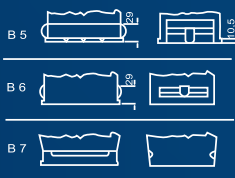
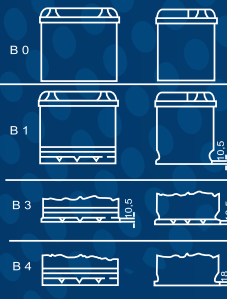
6 V



12 V



FIXATION



DIMENSIONS



X
Listaux sur les côtés longitudinaux.
Base Hold-down and longitudinal side
Bodenleiste längsseitig

Y
Talonnes sur les côtés latéraux.
Base Hold-down and broad side
Bodenleiste stirnseitig

BORNES

